

Solar Biofeedback

Wireless Biofeedback System


- Wireless recording of EMG, Pressure, Flow or combination
- Adult and Pediatric animations
- Extensive patient database
- Network capability
- HIS/EMR coupling possibilities

Biofeedback is a technique by which 'bio' logical information about a normally unconscious physiological process is 'fed' back to the patient as a visual or auditory signal.

All MMS systems can offer you the Biofeedback option where signals from the pelvic floor muscles and the lower urinary tract are measured and displayed real-time to the patient. Biofeedback training develops a beneficial and conscious control over these body processes.



Seaworld biofeedback animation



Solar Biofeedback

Besides the normal screen with investigation curves and parameters, MMS developed special animations and scenes for pediatrics and adults. You can choose a Sea world, Forest or a Simple background with a challenge where obstacles have to be passed.

Biofeedback studies can be performed on EMG, Pressure and Flow or on any combination of two signals.

The results of each Biofeedback study are stored in the MMS database together with other pelvic floor investigations done on the same patient.

The Biofeedback option can also be used for normal Uroflowmetry for children. When a flow was measured, the biofeedback results will be similar to the results of an Uroflow investigation.


Biofeedback accessories

MMS offers a wide range of Biofeedback accessories to be used with the Solar Biofeedback system. With these accessories we offer a complete solution to perform Biofeedback studies on pressures and EMG.




Vaginal and Anal EMG probes

- A variety of vaginal and anal probes for EMG
- Different shapes and sizes to meet your specific requirements and to obtain highest patient comfort
- Single patient use and easy to clean between investigations
- Pelvic Floor Contraction Indicator available on one of the vaginal probes.



Vaginal and Rectal Pressure probes

- Vaginal and rectal pressure probes to complete your investigation
- EMG and pressure combined in one vaginal probe
- Specially molded silicon balloons for optimal measurement and patient comfort.



EMG surface electrodes

- Single use electrodes for surface EMG measurement
- Easy to use due to press studs and variety of EMG cables



MMS Uroflowmeter

Medical Measurement Systems B.V.
P.O. Box 580
7500 AN Enschede
The Netherlands
T : + 31 - 53 - 480 37 00
F : + 31 - 53 - 480 37 01
E : info@mmsinternational.com
I : www.mmsinternational.com

Medical Measurement Systems USA, Inc.
53 Washington Street, Suite 400
Dover, NH 03820, USA
T : 800 - 236-9310
T : 603 - 750-0037
F : 603 - 750-3155
E : info@mmsusa.net
I : www.mmsusa.net

MMS distributors can be found at: www.mmsinternational.com

Your official MMS distributor:

 **MMS**
Medical Measurement Systems